

Superior adhesive performance acrylic foam Double-coated adhesive tape
HYPERJOINT[®]

H8004, H8008, H8012

Outline

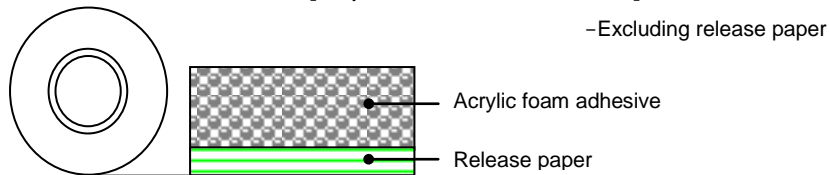
HYPERJOINT[®] H8004, H8008 and H8012 are double-coated adhesive tapes that have superior adhesion, heat resistance and durability using by flexible acrylic foam.

Structure

H8004 [Tape thickness : 0.4mm]

H8008 [Tape thickness : 0.8mm]

H8012 [Tape thickness : 1.2mm]




Features

- Superior adhesion, heat resistance and water resistance.
- High adhesion and holding performance exercise stable adhesion.
- 6 restricted substances by RoHS are not contained.




No Separation

Excellent adhesive performance by using flexible and strong acrylic foam.



Zoom in



Contact area: No Separation

The tape shows excellent bonding performance to substrate like this heavy load because of its high shear strength and holding power.

H8004,H8008,H8012 10-P-0156_E (1/5)

Notes: This data represents examples of measured values, and not guaranteed values. They do not guarantee compatibility with the applications described in these documents. Please confirm compatibility with your application prior to use. We retain all rights, including copyrights, for the contents of these documents. Copying, reprinting and use for purposes other than originally intended are strictly prohibited without our prior expressed permission. Contact details are provided at the end of this document. Please do not hesitate to contact us for any inquiry.

Applications

- Fixing of name plate, sign board and fittings for housing.
- Fixing of exterior components for automobile.
- Fixing of metal and plastic name plate.

Standards Sizes

Product numbers	Tape thickness [mm]	Widths[mm]	Lengths[M]
H8004	0.4	25	20
H8008	0.8	25	20
H8012	1.2	25	20

For more information, please contact a person in charge.

Properties

· 90 degree peeling adhesion by substrates

Substrates	H8004	H8008	H8012
Stainless steel plate	43	55	62
Aluminum plate	24	38	44
Acrylic plate	27	43	52
ABS plate	21	31	34
Polycarbonate plate	26	41	46
Polystyrene plate	21	32	35

(Unit: N/25mm)

Backing: Aluminum foil (0.13 mm thickness)

Application condition: 1 pass back and forth with 5kg roller

Bonding temperature: 23degreeC/50%RH

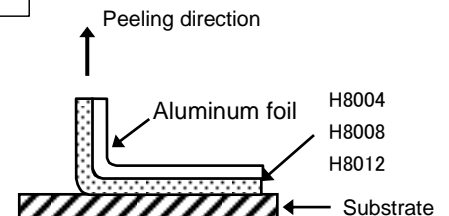
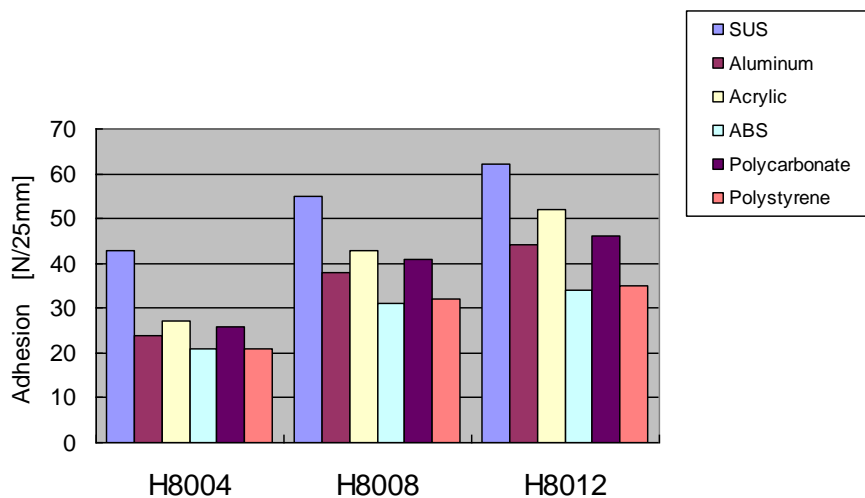
Curing condition: 23degreeC/50%RH x 30 min

Peeling speed: 300 mm/min.

Peeling angle: 90 degree

Measurement condition: 23degree C/50%RH

90 degree peeling adhesion by substrates



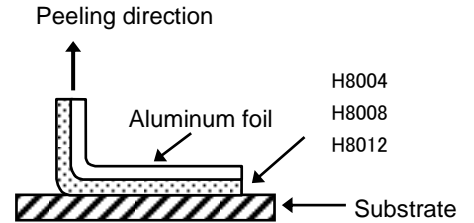
H8004,H8008,H8012 10-P-0156_E (2/5)

Notes: This data represents examples of measured values, and not guaranteed values. They do not guarantee compatibility with the applications described in these documents. Please confirm compatibility with your application prior to use. We retain all rights, including copyrights, for the contents of these documents. Copying, reprinting and use for purposes other than originally intended are strictly prohibited without our prior expressed permission. Contact details are provided at the end of this document. Please do not hesitate to contact us for any inquiry.

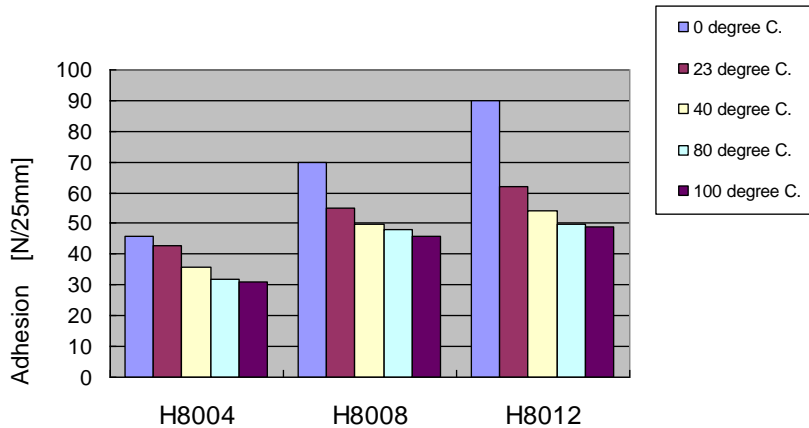
·90 degree peeling adhesion by temperatures

Measurement temperatures		H8004	H8008	H8012
90 degree Peeling adhesion [N/25mm]	0 degree C.	46	70	90
	23 degree C.	43	55	62
	40 degree C.	36	50	54
	80 degree C.	32	48	50
	100 degree C.	31	46	49

(Unit: N/25mm)
 Substrate: Stainless steel plate
 Backing: Aluminum foil (0.13 mm thickness)
 Application condition: 1 pass back and forth with 5kg roller
 Bonding temperature: 23degreeC/50%RH
 Curing condition: 23degreeC/50%RH x 30 min
 And measurement temperature x 30 min
 Peeling speed: 300mm/min.
 Peeling angle: 90 degree
 Measurement condition: 0,23,40,80,100 degreeC



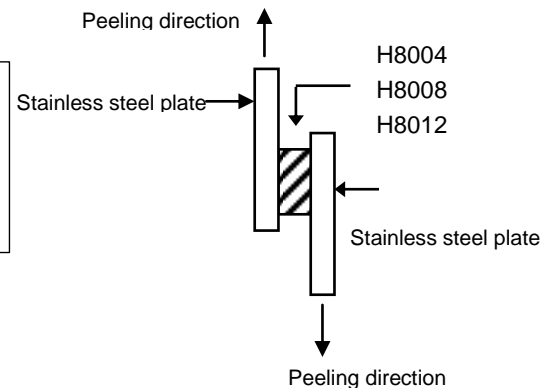
90 degree peeling adhesion by temperatures



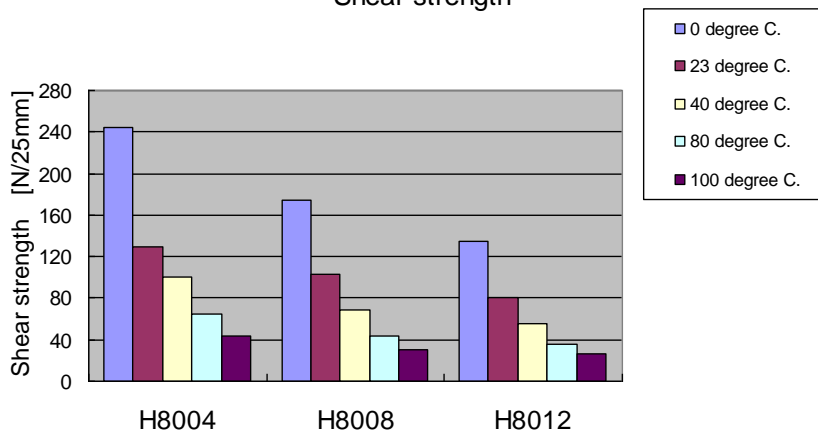
·Shear strength by temperatures

Measurement temperature		H8004	H8008	H8012
Shear strength [N/cm ²]	0 degree C.	245	175	135
	23 degree C.	130	103	80
	40 degree C.	100	69	55
	80 degree C.	65	43	36
	100 degree C.	44	31	26

(Unit: N/cm²)
 Substrate: Stainless steel plate
 Tape area: 25mm x 25mm
 Application condition: 1 pass back and forth with 5kg roller
 Bonding temperature: 23degreeC/50%RH
 Curing condition: measurement temperature x 30 min
 Peeling speed: 50mm/min.
 Measurement condition: 23degree C/50%RH



Shear strength



H8004,H8008,H8012 10-P-0156_E (3/5)

Notes: This data represents examples of measured values, and not guaranteed values. They do not guarantee compatibility with the applications described in these documents. Please confirm compatibility with your application prior to use. We retain all rights, including copyrights, for the contents of these documents. Copying, reprinting and use for purposes other than originally intended are strictly prohibited without our prior expressed permission. Contact details are provided at the end of this document. Please do not hesitate to contact us for any inquiry.

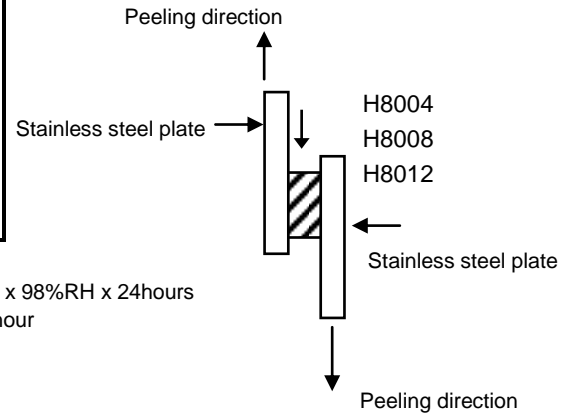
·Durability (Shear strength)

Evaluation	H8004	H8008	H8012
Initial (23°C x 30minutes)	130	103	80
Ordinary state (23°C x 24hours)	165	115	97
Heat resistance (80°Cx 250hours)	208	174	130
Water resistance (40°C hot water x 250hours)	130	90	71
Thermal cycle resistance*	132	91	75

※Condition of thermal cycle

10 cycles: 80 degree C. x 16hours ⇒ 23 degree C. x an hour ⇒ 50 degree C. x 98%RH x 24hours
 ⇒ 23 degree C. x an hour ⇒ -30 degree C. x 8hours ⇒ 23 degree C. x an hour

(Unit: N/cm²)
 Substrate: Stainless steel plate
 Tape area: 25mm x 25mm
 Application condition: 1 pass back and forth with 5kg roller
 Bonding temperature: 23degreeC/50%RH
 Curing condition: 23degreeC/50%RH x 24hours
 And each condition(See the left table)
 (Initial: 23degreeC/50%RH x 30min)
 Peeling speed: 50mm/min.
 Measurement condition: 23degree C/50%RH

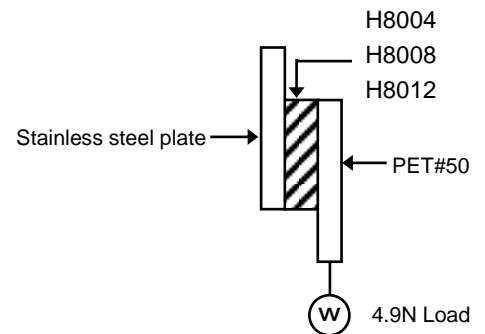


·Holding power(Amount of transformation)

Measurement temperature	H8004	H8008	H8012
80 degree C. amount of transformation	0.2	0.6	0.8

(Unit: mm)

Substrate: Stainless steel plate
 Backing: Polyester film #50
 Tape area: 10mm x 20mm
 Application condition: 1 pass back and forth with 5kg roller
 Bonding temperature: 23degreeC/50%RH
 Curing condition: 23degreeC/50%RH x 24hours
 Load: 4.9N
 Measurement temperature: 80 degree C.
 Measured amount of transformation after 2hours



H8004,H8008,H8012 10-P-0156_E (4/5)

Notes: This data represents examples of measured values, and not guaranteed values. They do not guarantee compatibility with the applications described in these documents. Please confirm compatibility with your application prior to use. We retain all rights, including copyrights, for the contents of these documents. Copying, reprinting and use for purposes other than originally intended are strictly prohibited without our prior expressed permission. Contact details are provided at the end of this document. Please do not hesitate to contact us for any inquiry.

Precautions



Warning

●Safety Precautions

1. Before using the tape, thoroughly check that if the tape is suit your intended use (purpose and conditions). If you put the tape under the improper application condition, it is likely cause severe troubles such as applied components falling due to external stress or vibration, exterior parts falling while moving, etc. Please use the tape adheres rigidly to the following 'Cares When Using or Storing'.
2. Hands, fingers or any other parts may be injured by the edges of the tape, its separator (liner film), the core, etc. Take proper precautions such as wearing protective gloves or its substitution when handling.

●Cares When Using or Storing

1. The tape is hardly applied to exterior parts such as rubber, polypropylene, polyethylene and vinyl chloride. It is advisable to check in advance the applicability.
(We suggest that those substrates should be treated with primer.)
In addition, the adhesion property might become lower as time passed depending on the exterior parts that include plasticizer a lot. Please due confirm in advance.
2. Remove oil, moisture and dirt from the adherent surface to which the tape is applied. If the dirt is strong, remove with some solvent.
3. Use the tape preferably on flat surface. Exterior parts may fall if these are applied on uneven, rough or curved surface since bonding area is not enough.
4. Initial adhesive strength might be lower since the tape becomes hard at low temperature environment such as winter season. For such cases, we recommend that tape and your substrate are warmed at around 15 degree C to 40 degree C before application. Please also pay attention to a type of substrate and an environment that condensation occurs.
5. The adhesive of the tape is pressure-sensitive adhesive. Apply an adequate pressure after the tape is applied.
6. Do not redo attaching the tape. Once it is removed, the adherent surface becomes rough and original adhesive strength may not be obtained.
7. The tape must be left untouched for several hours after it is applied until it is securely bonded. Please avoid putting and using the tape with high power.
8. Store the tape indoors as delivery-packed state at normal temperature and normal humidity so that it is not affected by direct sunlight.
9. Be sure to keep the tape in its box when not using.

Published in December 4, 2015

H8004,H8008,H8012 10-P-0156_E (5/5)

Notes: This data represents examples of measured values, and not guaranteed values. They do not guarantee compatibility with the applications described in these documents. Please confirm compatibility with your application prior to use. We retain all rights, including copyrights, for the contents of these documents. Copying, reprinting and use for purposes other than originally intended are strictly prohibited without our prior expressed permission. Contact details are provided at the end of this document. Please do not hesitate to contact us for any inquiry.